



**STUDENT SATISFACTION SURVEY**  
ON  
**TEACHING-LEARNING AND EVALUATION**  
For the Academic Year  
2021-22

For the NAAC AQAR (2021-22), Students Satisfaction Survey (SSS) was conducted among the students of the college through an online weblink. The questionnaire has been framed based on NAAC guidelines. Students have rated the question in a scale of 1 to 5. This survey includes majorly the questionnaire recommended by NAAC.

The result of this survey is based on the response of 300 students. The summary is displayed on the college website and it is also presented in the IQAC meeting.

**SSS-RESULT & ANALYSIS**

**1. The teachers illustrate the concepts through examples and applications**

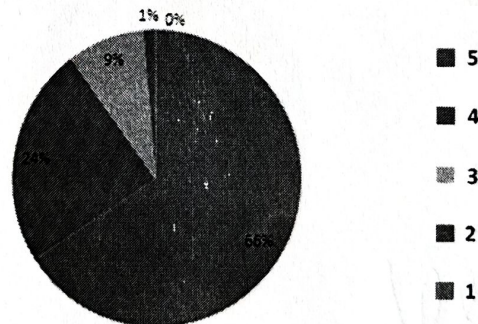
5 - Every time

4 - Usually

3 - Occasionally/ Sometimes

2 - Rarely

1 - Never



**2. The institution makes effort to engage students in the monitoring, review and continuous quality improvement of the teaching learning process**


5 - Strongly Agree

4 - Agree

3 - Neutral

2 - Disagree

1 - Strongly disagree





### 3. What percentage of teachers use ICT tool such as LCD projector, Multimedia, etc while teaching

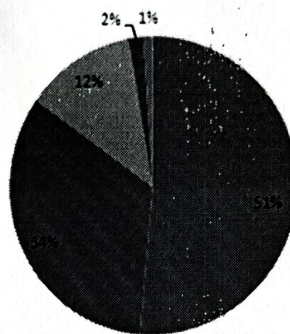
5 - Above 90%

4 - 70-89%

3 - 50-69%

2 - 30-49%

1 - Below 29%



### 4. The institute takes active interest in promoting internship, student exchange, field visit opportunities for student


5 - Regularly

4 - Often

3 - Sometimes

2 - Rarely

1 - Never



### 5. How much of the syllabus was covered in the class?

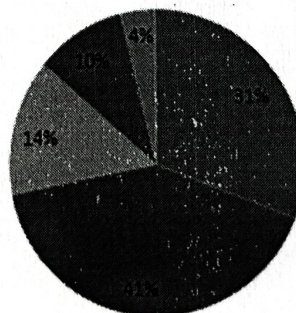
5 - 85 to 100%

4 - 70 to 84%

3 - 55 to 69%

2 - 30 to 54%


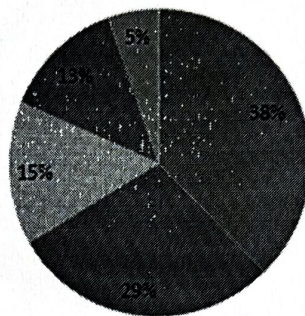
1 - Below 30%






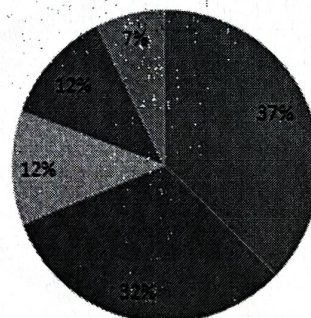
**6. The institution provides multiple opportunities to learn and grow**

- 5 - Strongly agree
- 4 - Agree
- 3 - Neutral
- 2 - Disagree
- 1 - Strongly disagree




**7. How well did the teachers prepare for the classes**

- 5 - Thoroughly
- 4 - Satisfactorily
- 3 - Poorly
- 2 - Indifferently
- 1 - Won't teach at all



**8. Was your performance in assignments discussed with you**

- 5 - Every time
- 4 - Usually
- 3 - Occasionally/ Sometimes
- 2 - Rarely
- 1 - Never





**9. Teachers inform you about your expected competencies, course outcomes and programme outcomes**



5 - Every time

4 - Usually

3 - Occasionally/ Sometimes

2 - Rarely

1 - Never



**10. Fairness of the internal evaluation process by the teachers**

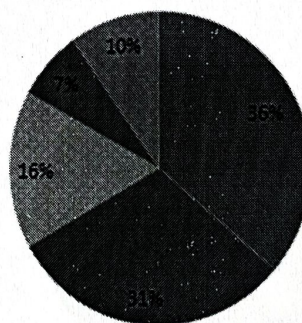
5 - Always fair

4 - Usually fair

3 - Sometimes unfair

2 - Usually unfair

1 - Unfair



**11. How well were the teachers able to communicate**


5 - Always effective

4 - Sometimes effective

3 - Just Satisfactory

2 - Generally ineffective

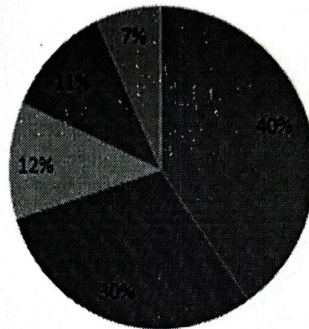
1 - Very poor communication





## 12. The teachers identify your strengths and encourage you with providing right level of challenge


- 5 - Fully
- 4 - Reasonably
- 3 - Partially
- 2 - Slightly
- 1 - Unable to



- 5
- 4
- 3
- 2
- 1

## 13. The teachers approach to teaching can best be described as

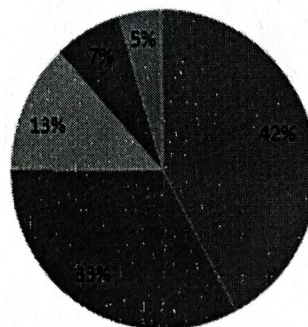
- 5 - Excellent
- 4 - Very Good
- 3 - Good
- 2 - Fair
- 1 - Poor



- 5
- 4
- 3
- 2
- 1

## 14. Teachers encourage you to participate in extracurricular activities

- 5 - Strongly Agree
- 4 - Agree
- 3 - Neutral
- 2 - Disagree
- 1 - Strongly disagree

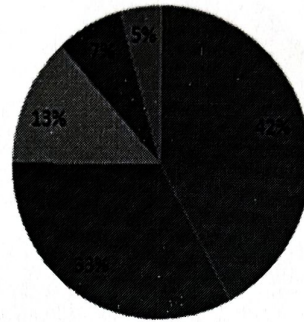


- 5
- 4
- 3
- 2
- 1



### 15. The teaching and mentoring process in your institution facilitates you in cognitive, social and emotional growth

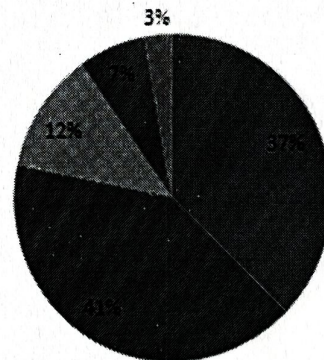
- 5 - Significantly
- 4 - Very Well
- 3 - Moderately
- 2 - Marginally
- 1 - Not at all



- 5
- 4
- 3
- 2
- 1

### 16. Efforts are made by the institute/teachers to inculcate soft skills, life skills and employability skills to make you ready for the world of work

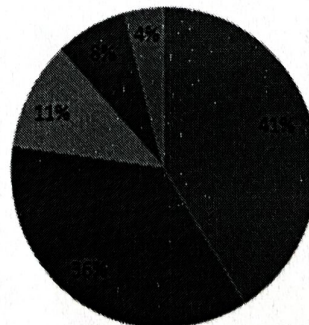
- 5 - To a great extent
- 4 - Moderate
- 3 - Some what
- 2 - Very little
- 1 - No at all



- 5
- 4
- 3
- 2
- 1

### 17. Teachers are able to identify your weaknesses and help you to overcome them

- 5 - Every time
- 4 - Usually
- 3 - Occasionally/ Sometimes
- 2 - Rarely
- 1 - Never



- 5
- 4
- 3
- 2
- 1



### 18. Your mentor does a necessary follow-up with an assigned task to you

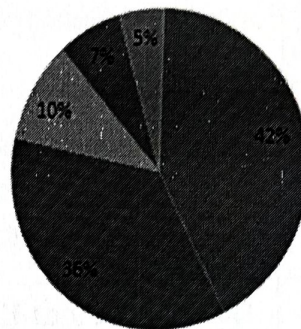
5 - Every time

4 - Usually

3 - Occasionally/ Sometimes

2 - Rarely

1 - I dont have a mentor



### 19. The overall quality of teaching-learning process in your institute is very good


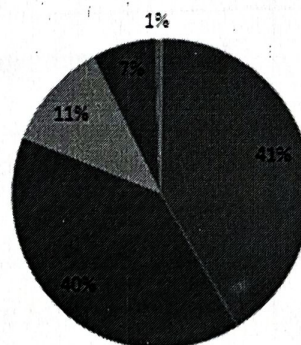
5 - Strongly agree

4 - Agree

3 - Neutral

2 - Disagree

1 - Strongly Disagree



### 20. The institute/teachers use student centric methods, such as experiential learning, participative learning and problems solving methodologies for enhancing learning experience

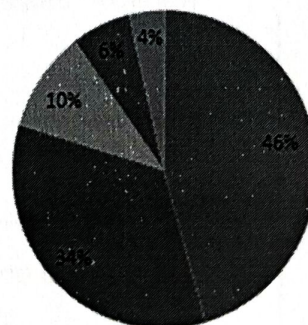
4 - To Great Extent

3 - Moderate

2 - Some What

1 - Very Little

0 - No at all





Q NO	QUESTIONS	AVG
1	The teachers illustrate the concepts through examples and applications	4.92
2	The institution makes effort to engage students in the monitoring, review and continuous quality improvement of the teaching learning process	4.38
3	What percentage of teachers use ICT tool such as LCD projector, Multimedia, etc while teaching	4.28
4	The institute takes active interest in promoting internship, student exchange, field visit opportunities for student	3.91
5	How much of the syllabus was covered in the class?	3.70
6	The institution provides multiple opportunities to learn and grow	3.54
7	How well did the teachers prepare for the classes	3.71
8	Was your performance in assignments discussed with you	3.74
9	Teachers inform you about your expected competencies, course outcomes and program outcomes	3.42
10	Fairness of the internal evaluation process by the teachers	4.21
11	How well were the teachers able to communicate	3.58





# SRINIVASA

INSTITUTE OF ENGINEERING AND TECHNOLOGY

(UGC - AUTONOMOUS)

Approved by AICTE, Permanently Affiliated to JNTUK, Accredited by NAAC with 'A' grade



12	The teachers identify your strengths and encourage you with providing right level of challenge	3.81
13	The teachers approach to teaching can best be described as	3.87
14	Teachers encourage you to participate in extracurricular activities	4.02
15	The teaching and mentoring process in your institution facilitates you in cognitive, social and emotional growth	4.32
16	Efforts are made by the institute/teachers to inculcate soft skills, life skills and employability skills to make you ready for the world of work	4.00
17	Teachers are able to identify your weaknesses and help you to overcome them	3.94
18	Your mentor does a necessary follow-up with an assigned task to you	3.95
19	The overall quality of teaching-learning process in your institute is very good	4.06
20	The institute/teachers use student centric methods, such as experiential learning, participative learning and problems solving methodologies for enhancing learning experience	4.11
AVERAGE SCORE		4.15

*Jeh - 21*  
Coordinator  
Internal Quality Assurance Cell (IQAC)  
Srinivasa Institute of Engineering & Technology  
CHEYYERU - 533216

*Neel*  
Principal  
Srinivasa Institute of Engineering and Technology  
UGC-Autonomous Institution  
NH-216, Cheyyeru(V), Amalapuram